

EUROPOWER cells are made in **AGM technology**. Owing their excellent power and current capability these batteries are designed for both large and important central battery UPS systems as well as for applications in telecommunications and renewable energy engineering (the battery system **capacity even up to 12000 Ah**). They have a very high repeatability of parameters and long designed life.



TECHNICAL DATA

Nominal voltage	2 V	
Nominal capacity	2000 Ah / C ₁₀	
Cell per unit	1	
Technology	AGM	
Design life	over 17 years @ 20°C* over 15 years @ 25°C	
Dimensions	height	371,0 mm
	length	490,0 mm
	width	350,0 mm
Weight	~153 kg	
Capacity @ 25°C	20h 100,98A @1,85V/cell.	2019,6 Ah
	8h 242,0A @1,80V/cell.	1936,0 Ah
	5h 360,0A @1,75V/cell.	1800,0 Ah
	1h 1212A @1,75V/cell.	1212,0 Ah
Ambient nominal temperature range	charge	0°C ~ 40°C
	discharge	-20°C ~ 50°C
	storage	-20°C ~ 40°C
Internal resistance	@ fully charge battery	≤0,4 mΩ
Charging voltage @ 20°C	standby use	2,25 V (-3 mV/°C)
	cycle use	2,35 V (-4 mV/°C)
Charging current	recommended	200 A
	maximum	500 A
Maximum discharge current (for 5 sec)	7000 A	
Capacity retention during storage @ 20°C (self discharge)	after 1 month	97 %
	after 6 months	81 %
	after 12 months	64 %
Container material	standard	ABS UL 94-HB
	optional	ABS UL 94-V0**
Terminal	bolt fastened	B6
Terminal hardware initial torque	10,0 Nm	

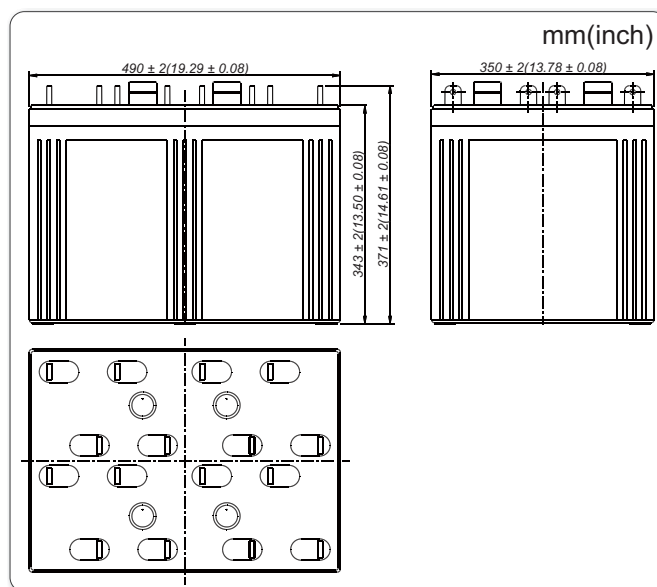
* - According to Eurobat (Long Life group)

** - Flame-retardant

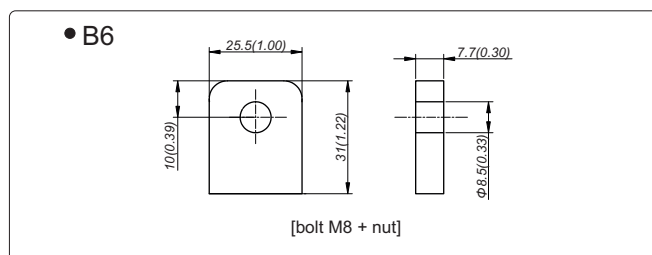
APPLICATIONS

- high power Uninterruptible Power Supplies (UPS)
- substations
- emergency lighting systems
- telecommunication power plants
- renewable power sources
- GSM base stations

DIMENSIONS



TERMINALS



NO TRANSPORT RESTRICTED

Not restricted for air, surface and water transport. Classified as non-hazardous material (IATA/ICAO Special Provision A67, DOT-CFR Title 49 parts 171-189, IMDG amendment 27)

DISCHARGE CHARACTERISTICS

• Constant current (Current [A], 25°C / 77°F)

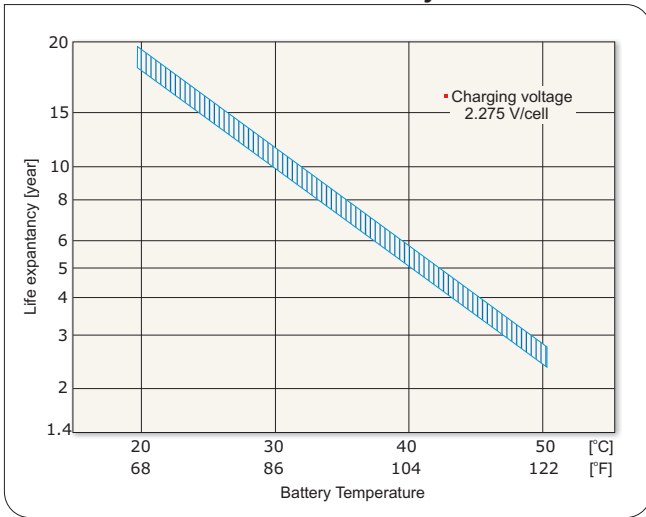
F.V. V/cell	Discharge time										
	30 min	1h	2h	3h	4h	5h	6h	8h	10h	12h	20h
1,85	1400,0	960,0	610,0	471,6	370,0	313,1	270,0	220,0	187,0	162,07	100,98
1,80	1560,0	1060,0	660,0	500,0	408,0	340,0	290,0	242,0	200,0	171,67	107,00
1,75	1723,0	1130,0	703,0	529,4	428,0	360,0	310,0	253,0	211,0	179,35	111,30
1,70	1910,0	1212,0	733,0	551,8	439,0	372,0	320,0	262,0	219,0	184,33	114,50
1,65	2045,0	1261,0	753,0	570,1	450,0	382,0	332,0	270,0	223,0	186,69	116,00
1,60	2150,0	1293,0	775,0	582,3	458,0	388,0	335,0	275,0	225,0	188,44	116,30

• Constant power (Power [W/cell], 25°C / 77°F)

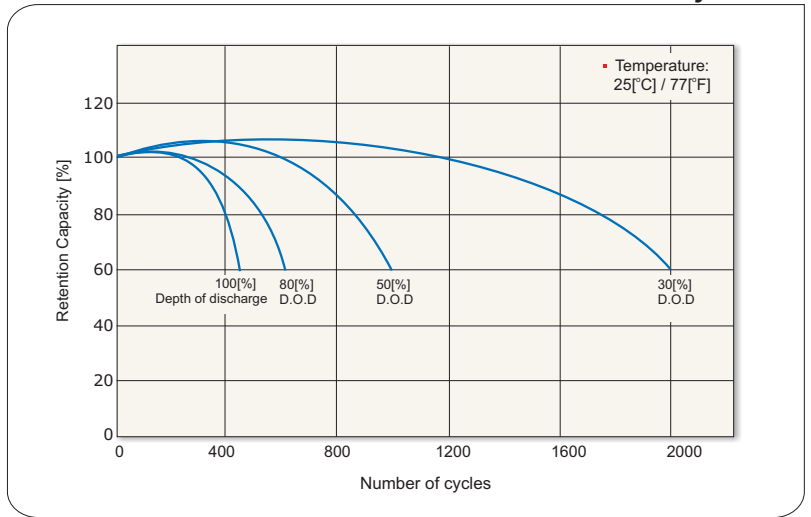
F.V. V/cell	Discharge time										
	30 min	1h	2h	3h	4h	5h	6h	8h	10h	12h	20h
1,85	2623,0	1800,0	1158,0	901,9	701,1	604,0	538,0	445,0	372,0	322,40	200,88
1,80	2910,0	1980,0	1250,0	955,5	772,0	658,0	573,0	476,0	393,7	337,96	210,65
1,75	3188,0	2100,0	1325,0	1006,0	808,8	688,0	598,0	491,0	411,2	349,55	216,92
1,70	3500,0	2240,0	1370,0	1040,3	825,0	705,0	613,0	501,0	425,0	357,71	220,50
1,65	3760,0	2310,0	1390,0	1061,5	842,0	715,0	625,0	510,0	431,0	362,76	222,37
1,60	3835,0	2330,0	1410,0	1071,6	852,0	725,0	628,0	516,0	435,0	364,44	223,00

F.V. - Final voltage

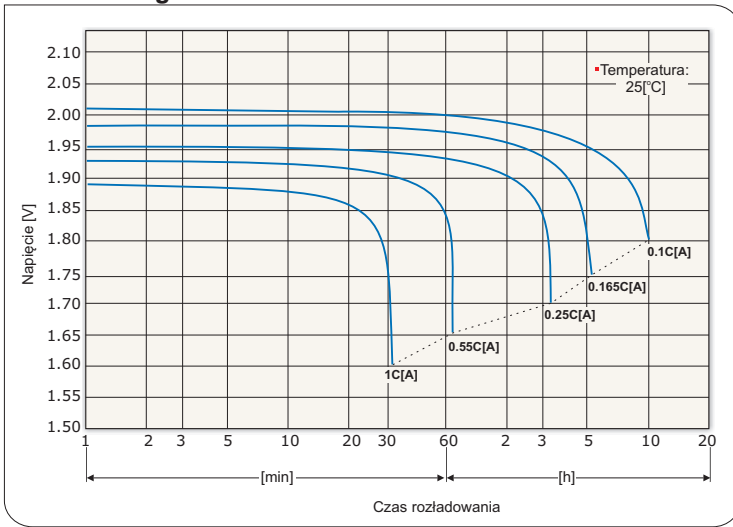
Cell life characteristics of standby use



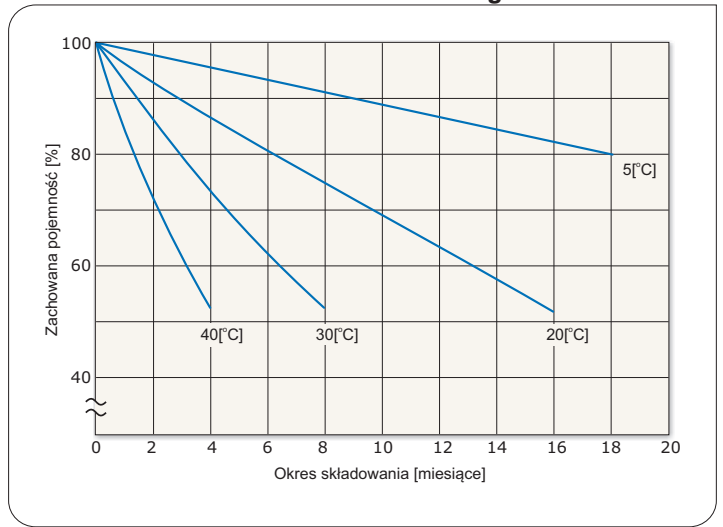
Cell life characteristics of cycle use



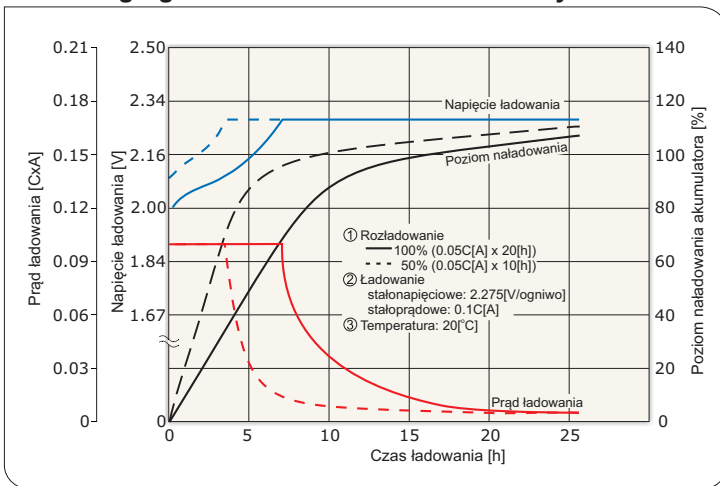
Cell discharge characteristics



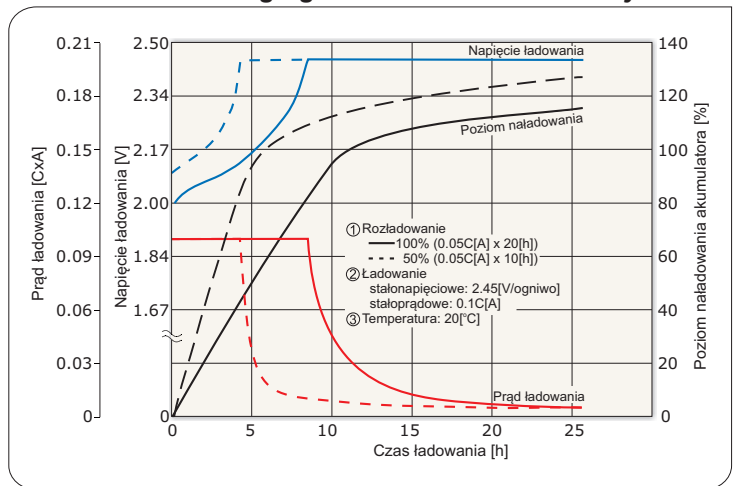
Cell self discharge characteristics



Cell charging characteristics for the standby use



Cell charging characteristics for the cycle use



Cell discharge current and final discharge voltage

Discharge current [A]	$0.2C > I$	$0.2C \leq I < 0.5C$	$0.5C \leq I < 1.0C$	$1.0C \leq I$
Final discharge voltage [V/cell]	1.75	1.70	1.65	1.60

*) C - Capacity

