



Acer H series

Acer H5385BDi

Rich colours and excellent picture quality for your home cinema



- Resolution: 720p (1,280 x 720 px)
- Brightness: 4,000 (standard), 3,200 (eco) ANSI lumens
- Contrast: 20,000:1
- Lamp life (hr.): 6,000 (standard), 10,000 (eco), 15,000 (ExtremeEco)
- Warranty: 2 years PickUp service, 1 year for the lamp, 5 years for the DLP Chip
- Usage recommendation: Home cinema





Acer H5385BDi

SPECIFICATIONS



Ordering Information

Model	H5385BDi
Part Number	MR.JSD11.001
EAN	4710180755367

Technical Specifications

Projection technology	DLP 3D Ready & HDMI 3D
DLP Chip	0.65" BrilliantColor™
Version	DarkChip™ 3 DMD
Resolution	720p (1,280 x 720 px)
Display Format	16:9 (native) / 4:3 (supported)
Contrast	20,000:1
Displayable Colours	1.07 Billion Colors
Brightness	4,000 (standard), 3,200 (eco) ANSI lumens
Focus / Focal distance	F = 2.41 ~ 2.53 / f = 21.85 ~ 24.00 mm
Projection size (diagonal)	0.75 ~ 7.62 m
Projection distance	1.00 ~ 10.00 m
Throw ratio	1.54 ~ 1.72:1
Zoom / Digital-Zoom	1:1.1x / 2x
Image Offset	138 %
Horizontal / Vertical frequency	15 ~ 100 kHz/24 ~ 120 Hz
Projection Modes	Front- / Rear- & Front-Ceiling- / Rear-Ceiling-Projection
Lamp / type	220 watt Philips UHP
Lamp life (hr.)	6,000 (standard), 10,000 (eco), 15,000 (ExtremeEco)
Keystone Correction	+/- 40° (vertical) manual & automatic
Speaker	1x 3 watt
Weight / incl. packaging (kg)	2.75 kg / 3.80 kg
Dimensions / Shipping dimensions (mm)	313 x 240 x 114 / 400 x 168 x 340
Power Consumption	265 (standard), 205 (eco), < 0.5 watt (standby)
Noise level	35 (standard), 27 (eco) dB
Uniformity (%)	80 %

Input Ports

HDMI with HDCP	1x
VGA analog D-Sub	1x
Composite Video RCA	1x
Audio in (3.5mm)	1x

Output Ports

USB Type A	2x (1x In for wireless adapter, 1x DC Out 5V)
Audio out (3.5 mm)	1x

Network and Control Ports

RS232	1x
-------	----

Included Accessory

Power adapter IEC 320 C13	1x (Euro-plug)
HDMI cable	1x (1.8 m)
IR remote control incl batteries	1x (PgUp / PgDown & freeze function) black
Lens cap	1x
Quick Start Guide	1x
Other accessories	1x Wireless adapter (UWA5)

Optional Accessory

Spare lamp	4710180741360 / UC.JR711.002
Universal ceiling mount short	4713147892877 / MC.JLC11.002
Universal ceiling mount long	4713147892884 / MC.JLC11.003
Acer 3D Shutterbrille	4713147532261 / MC.JFZ11.00B
Acer CastMaster Buttons	4710180557206 / MC.40511.00N
Acer Wireless Mirror	4713883764520 / MC.JQC11.008
Acer CastMaster Touch	4710180784336 / MC.40511.00Y

Warranty

Warranty	2 years PickUp service, 1 year for the lamp, 5 years for the DLP Chip
----------	---

Usage recommendation

Usage recommendation	Home cinema
----------------------	-------------

Projection Distance Calculator

Projection Distance Calculator	www.acer.com/ac/de/CH/content/acer-projection-calculator
--------------------------------	--



Acer H5385BDi

ACCESSORIES AND FEATURES

Acer ColorBoost 3D



Acer ColorBoost 3D: Acer ColorBoost 3D is the innovative combination of a continuously improved image processing algorithm, the latest DLP chipset, an optimized design of the 6-segment color wheel and advanced lighting control technology. As a result, Acer projectors are able to project absolutely lifelike colors throughout their life cycle - in both 2D and 3D modes.

Acer Color Safe II



Acer ColorSafe II guarantees consistent, brilliant and natural color projection throughout the life of the projector. This is ensured by the use of DLP® technology and a 5-year warranty on the DLP® chip. Projectors without DLP® technology experience a decrease in colour brilliance over time.


Wireless Projection



Acer Wireless Projection: Never lay cables again! The included Acer Wireless Adapter allows you to project wirelessly and saves you the hassle of laying HDMI or VGA cables.* Project content from your notebook, smartphone or tablet in seconds without any loss of quality!

* Depending on model. If the Acer Wireless Adapter is already included with your projector, you can find it in the "Optional Accessory" section.

AC Power On



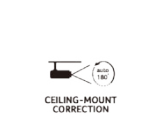
With the AC Power On function, the projector is able to turn on automatically when the projector is powered. You no longer need to turn on the projector separately, but can start the projector directly, for example by turning on the power in the meeting room.

HDMI Power On



With the HDMI Power On function, the projector is able to turn on automatically when the projector receives a signal via HDMI or VGA. You no longer need to start the projector separately, but can simply switch on your notebook, receiver or game console and the projector will automatically switch on as well.

Auto Ceiling Mount Correction



Auto Ceiling-Mount Correction: The built-in gravity sensor in the Acer projector detects when the projector is mounted overhead on a ceiling and automatically rotates the projection 180° without any additional menu adjustments.

Automatic Keystone Correction



Thanks to the automatic vertical keystone correction, the Acer projector automatically compensates for trapezoidal distortion if the projector is not positioned exactly vertically and projects a rectangular image.

24/7 Operation



This projector promises maximum reliability and delivers a brilliant image even in 24/7 continuous use.*

Especially for signage applications, but also for exhibitions in museums or similar, this projector can be used without any worries.

* Acer recommends that the projector is switched to standby mode for 30 minutes every 7 days.

HDMI 3D



HDMI 3D: The integrated HDMI 1.4a standard allows 3D content to be transferred from suitable playback devices such as 3D Blu-ray players, 3D set-top boxes and 3D game consoles without the need for an additional PC. For example, Acer 3D shutter glasses Blu-ray 3D movies and 3D TV shows can be viewed in your living room up to 7.62 meters (300") diagonal.

Acer Smart Format Technology



Acer SmartFormat technology supports a wide range of input signals, eliminating the need for switching on your notebook/PC, DVD player and receiver. Signals up to 1080p can be received by Acer ColorBoost projectors with HDMI* using Acer SmartFormat technology and can be played back in compressed form.

*Depends on model

Original 24p



Experience true cinema at 24 frames per second. The Acer Blu-Ray projector reproduces films in the original cinema format as they were shot on the film set. See 24p movies through the eyes of the director.

Acer LumiSense



Acer LumiSense technology uses an ambient light sensor to detect brightness in the projection environment and adjust brightness and color saturation accordingly. In addition, Acer LumiSense also analyzes the projected image and dynamically optimizes the quality of the displayed image.

Installation menu



With the help of the installation menu, the Acer projector can be perfectly aligned with the surface to be projected in no time at all. The Installation menu can be accessed by pressing the Menu button even if no source is connected to the projector.

Quick Detection




The Quick Detection function quickly, reliably and automatically detects the connected source and immediately displays the image. Supported by SmartFormat technology, the projector can project immediately without any major adjustments.

Wall Color Compensation



Wall-Color Compensation: Best image quality enables wall color correction on colored projection surfaces such as blackboards and wallpaper. 5 optimised wall colours can be compensated easily and without any further settings via the menu for best picture quality.

Auto Shutdown



The Auto Shutdown function automatically shuts down the Acer projector, if no input signal is received after a preset time. This function can be set individually via the menu and helps to save power and lamp hours.

Hidden Dongle Design



Acer Hidden Port Design: The Acer Hidden Port is located under the lid of the case and offers the possibility to connect the Acer WirelessCAST MWA3 or the Acer WirelessHD-Kit MWiHD1 to the HDMI/MHL connection there and to project wirelessly. The Google Chromecast, for example, is also supported thanks to the micro-USB power supply.