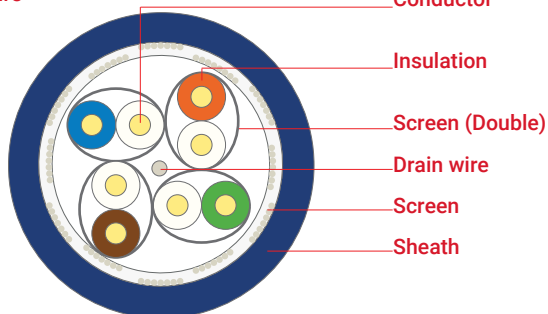




Cable structure



Conductor

Insulation

Screen (Double)

Drain wire

Screen

Sheath

Electrolytic copper wire, Ø 22AWG

Physical foam PE, in compliance with TIA 568 insulation colour coding 70°C, EN 50290-2-23

Al-Pet tape min. 100% coverage

Tinned copper drain wire, Ø 26AWG

Tinned braided copper wire, 40% coverage

LSZH/LS0H - RAL 5002 Blue, Ø 7.8 mm 70°C, EN 50290-2-27

PVC - RAL 7001 Grey, Ø 7.8 mm

TM51 70°C, EN 50290-2-22

PE - RAL 9011 Black, Ø 7.8 mm

80°C, EN 50290-2-24

Application

Utilising physical foam insulation technology, this data cable range is designed for analogue and digital signal transmission in audio, video and data applications supporting 1.2 GHz, 10 Gbit/s 10 Gigabit Ethernet. Cables meet the requirements of structural cabling standards including ANSI EIA/TIA 568, ISO/IEC 11801 and EN 50173 Class FA.

IEEE 802.3:10Base-T; 100Base-T; 1000Base-T; 10GBase-T IEEE 802.5 16 MB; ISDN; TPDDI; ATM
Power over Ethernet (PoE) / PoE+

Standards ISO/IEC 11801 2nd ed., IEC 61156-7
EN 50173-1

Fire performance

Vertical flame propagation EN 60332-1-2 (LSZH-PVC)
Corrosive gas EN 60754-1/2 (LSZH)
Smoke density EN 61034-2 (LSZH)

EU declaration of conformity

LVD	Low Voltage Directive	2014/35/EU
RoHS	Restriction of Hazardous Substances	2011/65/EU

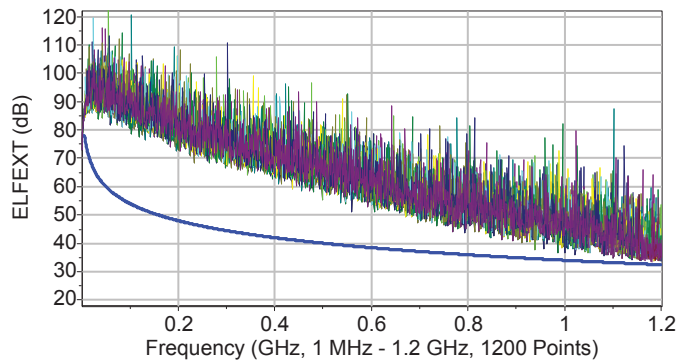
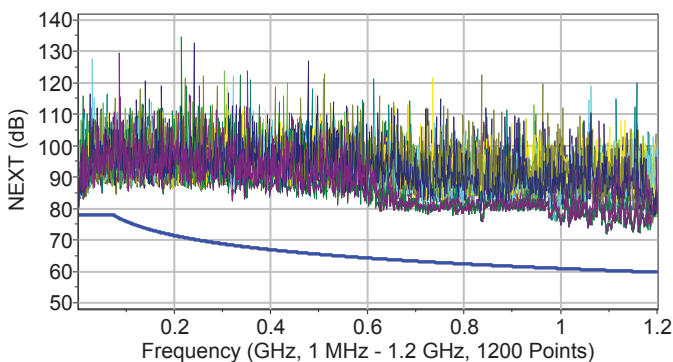
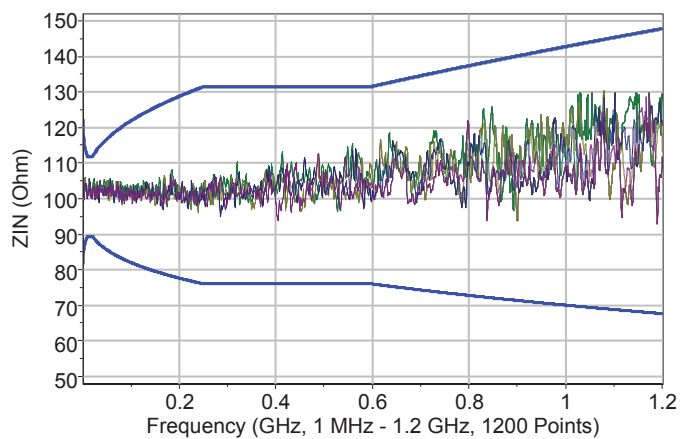
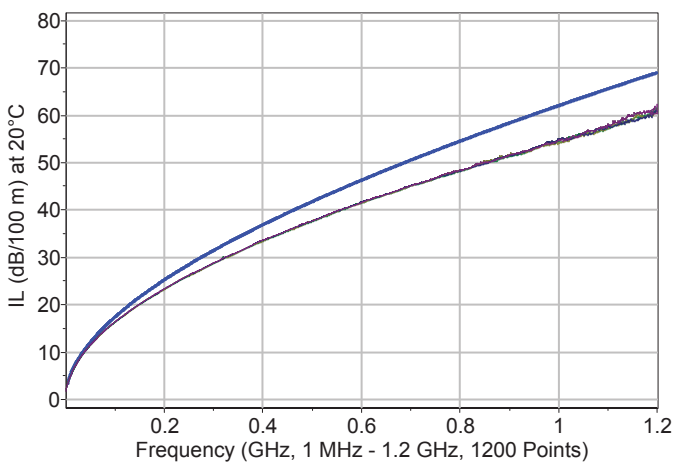
Specifications

Temperature range	fixed		-20°C ...+60°C
	flexing		0°C ...+50°C
Bending radius	fixed	min.	4 x D
	flexing	min.	8 x D
Tensile strength		max.	135 N
Crushing strength		min.	1000 N/10 cm
Impact strength		min.	10 impacts
Conductor resistance		max.	60 Ω/km
Resistance imbalance		max.	2%
Insulation resistance		min.	5000 MΩ x m
Capacitance		nom.	42 pF/m
Capacity imbalance		max.	1600 pF/km
Rated impedance			100 ± 5 Ω @100 MHz
Velocity of propagation			78-80%
Propagation delay		max.	430 ns/100 m
Signal delay		max.	25 ns/100 m
Test voltage			1000 V
Operating voltage		max.	125 V
TCL		min.	"Level 2"
Coupling attenuation			"Type Ib"
Transfer impedance			"Class 1"
Segregation class			"d" EN 50174-2

Specifications may vary depending on technical modifications.

Frequency [MHz]	Attenuation [dB/100 m] typ.max.		NEXT [dB] typ.max.		PS-NEXT [dB] typ.max.		ACR [dB/100 m] typ.max.		PS-ACR [dB/100 m] typ.max.		ACR-F [dB/100 m] typ.max.		PS-ACR-F [dB/100 m] typ.max.		RL [dB] typ.max.	
1	1.7	1.9	105	78	102	75	103	76.1	100	76.1	100	73.1	110	78	107	75
4	3.2	3.5	105	78	102	75	102	74.5	99	74.5	99	71.5	108	78	105	75
10	4.9	5.4	105	78	102	75	100	72.6	97	72.6	97	69.6	105	74	102	71
100	16.1	17.5	105	76	102	73	89	58.5	86	58.5	86	55.5	95	54	92	51
250	26	28.5	105	70	102	67	79	41.5	76	41.5	76	38.5	85	46	82	43
500	37.2	41.8	99	65.5	96	62.5	62	23.7	59	23.7	59	20.7	71	40	78	37
600	40.2	46.3	96	64.3	93	61.3	56	18	53	18	53	15	63	38.4	60	35.4
800	49	56.9	93	62	90	59	44	5.1	41	5.1	41	2.1	56	35.3	53	32.3
1000	54.8	62	88	61	85	58	33	-1	30	-1	30	-4	52	34	49	31
1200	58.0	69	85	59.8	82	56.8	27	-9.2	24	-9.2	24	-12.2	43	32.4	40	29.4
1500	67.5	-	81	-	78	-	15	-	12	-	12	-	38	-	35	-

IEC 61156-7



Product code	Cable structure	Diameter [mm]	Copperweight [kg/km]	Cable weight [kg/km]	Sheath colour	Packaging [m]
507013	SL1500 S/F22 LSZH Cat 7A+ S/FTP 4x2x22AWG	7.87/8.78	32	67	Blue (RAL 5002)	500/1000
507014	SL1500 S/F22 PVC Cat 7A+ S/FTP 4x2x22AWG		32	66	Grey (RAL 7001)	500/1000
507015	SL1500 S/F22 PE Cat 7A+ S/FTP 4x2x22AWG		32	59	Black (RAL 9011)	500/1000

Specifications may vary depending on technical modifications.