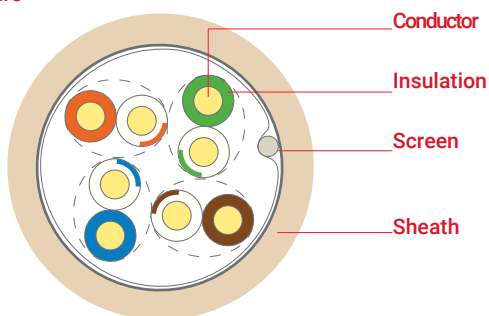




Cable structure



Electrolytic copper wire, Ø 24AWG

HDPE, in compliance with TIA 568 insulation colour coding
80°C, EN 50290-2-23

Pet tape min. 100% coverage
Tinned copper drain wire, Ø 26AWG
Al-Pet tape min. 100% coverage

LSZH/LS0H - RAL 1015 Cream, Ø 6.0 mm
70°C, EN 50290-2-27
PVC - RAL 7001 Grey, Ø 6.0 mm
TM51 70°C, EN 50290-2-22
PE - RAL 9011 Black, Ø 6.0 mm
80°C, EN 50290-2-24

Application

This data cable range is designed for analogue and digital signal transmission in audio, video and data applications in data communication systems supporting 100 MHz, 1.0 Gbit/s 1 Gigabit Ethernet. Cables meet the requirements of structural cabling standards including ANSI EIA/TIA 568, ISO/IEC 11801 and EN 50173 Class D.

IEEE 802.3:10Base-T; 100Base-T; 1000Base-T IEEE 802.5 16 MB; ISDN; TPDDI; ATM

Power over Ethernet (PoE) / PoE+

Standards

ISO/IEC 11801 2nd ed., IEC 61156-5
EN 50173-1, EN 50288-2-1
ANSI EIA/TIA 568-C.2

Fire performance

Vertical flame propagation EN 60332-1-2 (LSZH-PVC)

Corrosive gas EN 60754-1/2 (LSZH)

Smoke density EN 61034-2 (LSZH)

EU declaration of conformity

LVD	Low Voltage Directive	2014/35/EU
RoHS	Restriction of Hazardous Substances	2011/65/EU

Specifications

Temperature range	fixed		-20°C ...+60°C
	flexing		0°C ...+50°C

Bending radius	fixed	min.	4 x D
	flexing	min.	8 x D

Tensile strength		max.	90 N
Crushing strength		min.	1000 N/10 cm
Impact strength		min.	10 impacts

Conductor resistance		max.	95 Ω/km
Resistance imbalance		max.	2%
Insulation resistance		min.	5000 MΩ x m
Capacitance		nom.	50 pF/m
Capacity imbalance		max.	1600 pF/km
Rated impedance			100 ± 5 Ω @100 MHz
Velocity of propagation			67-69%
Propagation delay		max.	537 ns/100 m
Signal delay		max.	45 ns/100 m
Test voltage			1000 V
Operating voltage		max.	125 V

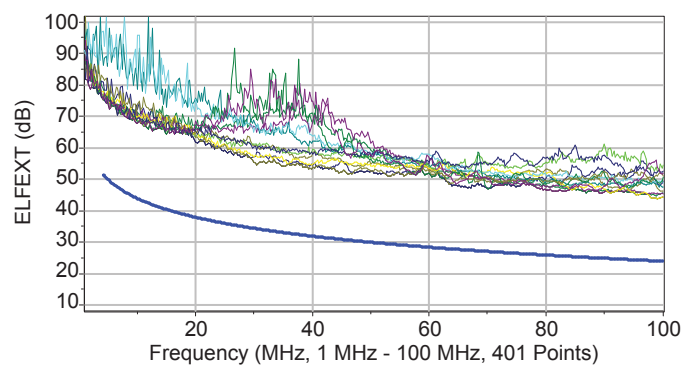
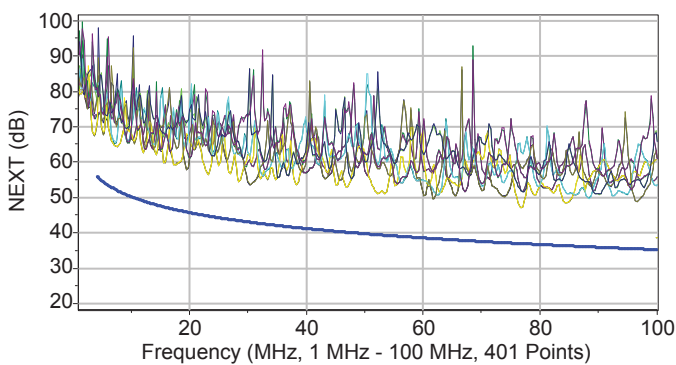
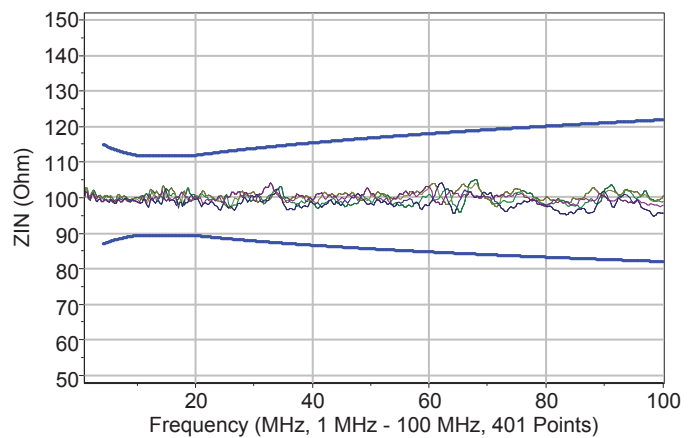
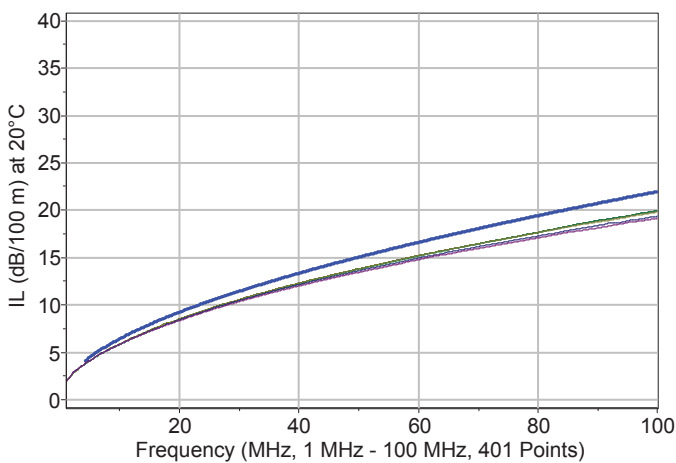
TCL		min.	"Level 2"
Coupling attenuation			"Type II"
Transfer impedance			"Class 2"
Segregation class			"c" EN 50174-2

Specifications may vary depending on technical modifications.

Transmission characteristics @ 20°C

Frequency [MHz]	Attenuation [dB/100 m] typ.max.		NEXT [dB] typ.max.		PS-NEXT [dB] typ.max.		ACR [dB/100 m] typ.max.		PS-ACR [dB/100 m] typ.max.		ACR-F [dB/100 m] typ.max.		PS-ACR-F [dB/100 m] typ.max.		RL [dB] typ.max.	
1	1.9	2.1	71	65.3	68	62.3	69	63.2	66	60.2	82	63.8	79	60.8	23	20
4	3.6	4	62	56.3	59	53.3	58	52.3	55	49.3	70	51.8	67	48.8	33	23
10	5.5	6.3	56	50.3	53	47.3	51	44	48	41	55	43.8	52	40.8	31	25
16	7.7	8	54	47.2	51	44.2	46	39.2	43	36.2	48	39.7	45	36.7	32	25
31.25	11.3	11.4	50	42.9	47	39.9	39	31.5	36	28.5	40	33.9	37	30.9	32	23.6
62.50	16.2	16.5	45	38.4	42	35.4	29	21.8	26	18.8	37	27.9	34	24.9	29	21.5
100	21	21.3	42	35.3	39	32.3	21	14	18	11	30	23.8	27	20.8	27	20.1
200	27.5	-	36	-	33	-	9	-	6	-	22	-	19	-	19	-

IEC 61156-5, EN 50288-3-1



Product code	Cable structure	Diameter [mm]	Cable weight [kg/km]		Sheath colour	Packaging [m]
505005	SL200 F/U24 LSZH Cat 5e F/UTP 4x2x24AWG	6.0	17	42	■ Cream (RAL 1015)	500/1000
505002	SL200 F/U24 PVC Cat 5e F/UTP 4x2x24AWG	6.0	17	42	■ Grey (RAL 7001)	500/1000
505008	SL200 F/U24 PE Cat 5e F/UTP 4x2x24AWG	6.0	17	35	■ Black (RAL 9011)	500/1000

Specifications may vary depending on technical modifications.