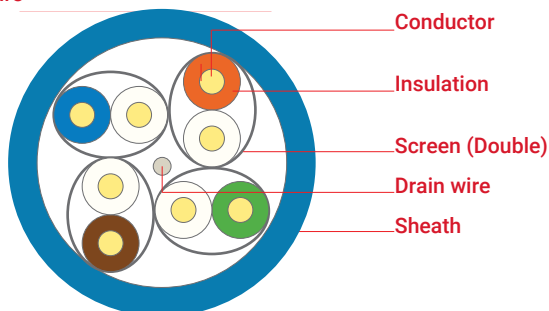




Cable structure



Electrolytic copper wire, Ø 23AWG

Physical foam PE, in compliance with TIA 568 insulation colour coding
70°C, EN 50290-2-23

Al-Pet tape min. 100% coverage

Tinned copper drain wire, Ø 26AWG

LSZH/LS0H - RAL 5015 Blue, Ø 7.0 mm
70°C, EN 50290-2-27

PVC - RAL 7001 Grey, Ø 7.0 mm

TM51 70°C, EN 50290-2-22

PE - RAL 9011 Black, Ø 7.0 mm

80°C, EN 50290-2-24

Application

Utilising physical foam insulation technology, this data cable range is designed for analogue and digital signal transmission in audio, video and data applications supporting 500 MHz, 10 Gbit/s 10 Gigabit Ethernet. Cables meet the requirements of structural cabling standards including ANSI EIA/TIA 568, ISO/IEC 11801 and EN 50173 Class EA.

IEEE 802.3:10Base-T; 100Base-T; 1000Base-T; 10GBase-T IEEE 802.5 16 MB; ISDN; TPDDI; ATM
Power over Ethernet (PoE) / PoE+

Standards

ISO/IEC 11801 2nd ed., IEC 61156-5
EN 50173-1, EN 50288-10-1
ANSI EIA/TIA 568-C.2

Fire performance

Vertical flame propagation EN 60332-1-2 (LSZH-PVC)

Corrosive gas EN 60754-1/2 (LSZH)

Smoke density EN 61034-2 (LSZH)

EU declaration of conformity

LVD	Low Voltage Directive	2014/35/EU
RoHS	Restriction of Hazardous Substances	2011/65/EU

Specifications

Temperature range	fixed	-20°C ...+60°C
	flexing	0°C ...+50°C

Bending radius	fixed	min.	4 x D
	flexing	min.	8 x D

Tensile strength	max.	110 N
Crushing strength	min.	1000 N/10 cm
Impact strength	min.	10 impacts

Conductor resistance	max.	75 Ω/km
Resistance imbalance	max.	2%
Insulation resistance	min.	5000 MΩ x m
Capacitance	nom.	42 pF/m
Capacity imbalance	max.	1600 pF/km
Rated impedance		100 ± 5 Ω @100 MHz
Velocity of propagation		78-80%
Propagation delay	max.	430 ns/100 m
Signal delay	max.	25 ns/100 m
Test voltage		1000 V
Operating voltage	max.	125 V

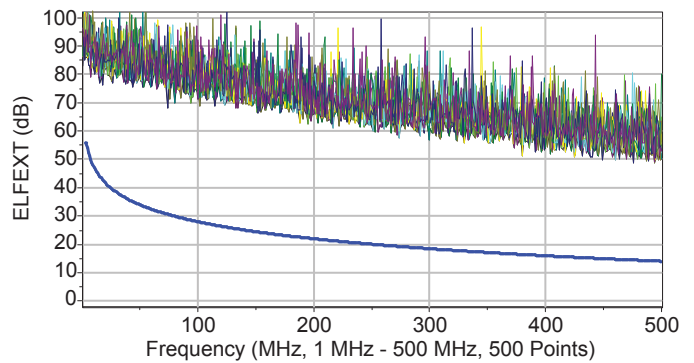
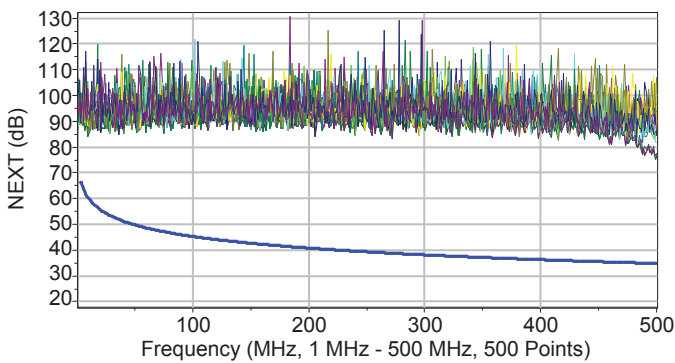
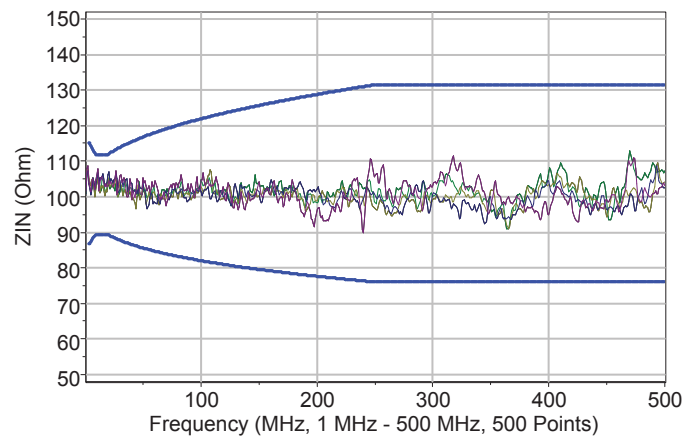
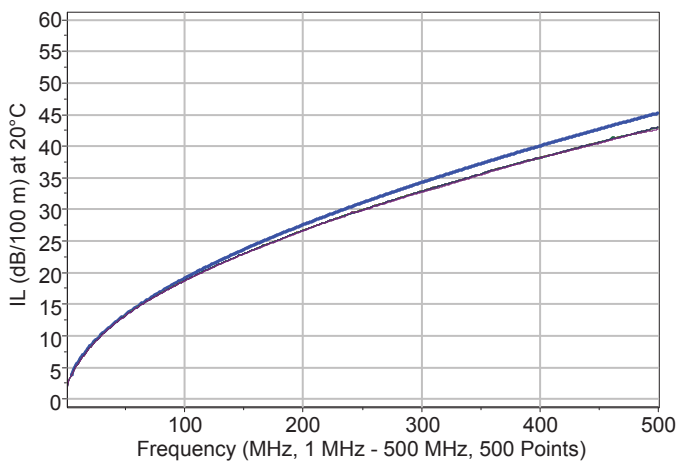
TCL	min.	"Level 2"
Coupling attenuation		"Type II"
Transfer impedance		"Class 2"
Segregation class		"c" EN 50174-2

Specifications may vary depending on technical modifications.



Frequency [MHz]	Attenuation [dB/100 m] typ.max.		NEXT [dB] typ.max.		PS-NEXT [dB] typ.max.		ACR [dB/100 m] typ.max.		PS-ACR [dB/100 m] typ.max.		ACR-F [dB/100 m] typ.max.		PS-ACR-F [dB/100 m] typ.max.		RL [dB] typ.max.	
1	1.9	2.1	95	75.3	92	72.3	93	73.2	90	70.2	100	68	97	65	26	20
4	3.5	3.8	95	66.3	92	63.3	91	62.5	88	59.5	100	56	97	53	27	23
10	5.6	5.9	95	60.3	92	57.3	89	54.4	86	51.4	92	48	89	45	30	25
16	6.9	7.5	95	57.2	92	54.2	88	49.8	85	46.8	88	43.9	85	40.9	30	25.7
31.25	9.80	10.5	95	52.9	92	49.9	85	42.4	82	39.4	82	38.1	79	35.1	30	23.6
62.50	14.1	15	95	48.4	92	45.4	81	33.4	78	30.4	76	32.1	73	29.1	30	21.5
100	17.7	19.1	95	45.3	92	42.3	77	26.2	74	23.2	72	28	69	25	30	20.1
250	29.5	31.1	85	39.3	82	36.3	55	8.3	52	5.3	64	2.0	61	17	24	17.3
400	38.8	40.1	80	36.3	77	33.3	41	-3.8	38	-6.8	57	16	54	13	23	15.9
500	43.5	45.3	75	34.8	72	31.8	31	-10.4	28	-13.4	55	14	52	11	22	15.2

IEC 61156-5, EN 50288-10-1



Product code	Cable structure	Diameter [mm]	Copper weight [kg/km]	Cable weight [kg/km]	Sheath colour	Packaging [m]
506046	SL500 U/F23 LSZH Cat 6A U/FTP 4x2x23AWG SL500	7.0	21	50	Blue (RAL 5015)	500/1000
506135	U/F23 LSZH Cat 6A U/FTP 4x2x23AWG SL500 U/F23	7.0	21	50	Orange (RAL 2003)	500/1000
506136	LSZH Cat 6A U/FTP 4x2x23AWG SL500 U/F23Dx	7.0	21	50	Grey (RAL 7001)	500/1000
506064	LSZH Cat 6A U/FTP 2x(4x2x23AWG) SL500 U/F23	7.0x14.0	42	100	Blue (RAL 5015)	500
506040	PVC Cat 6A U/FTP 4x2x23AWG SL500 U/F23 PE Cat	7.0	21	49	Grey (RAL 7001)	500/1000
506052	6A U/FTP 4x2x23AWG	7.0	21	44	Black (RAL 9011)	500/1000

Specifications may vary depending on technical modifications.