

Crane Groups

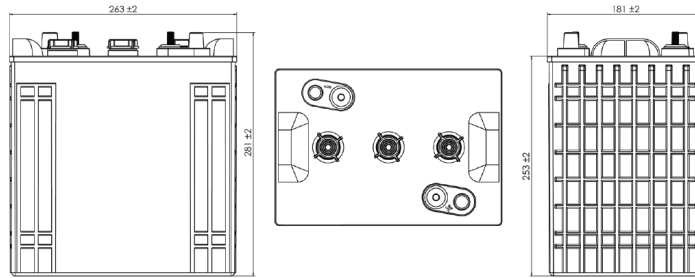
Lifting Platforms

Golf Cars


Cleaning Machines

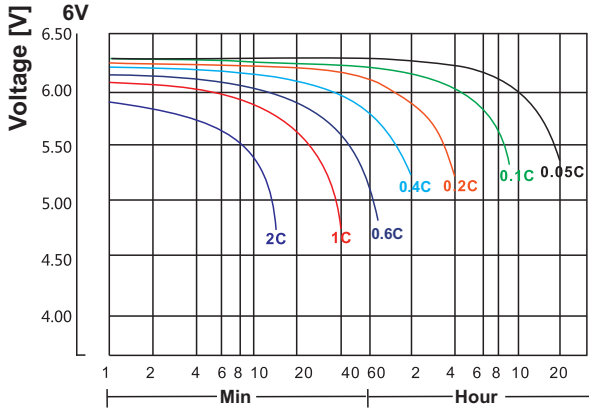
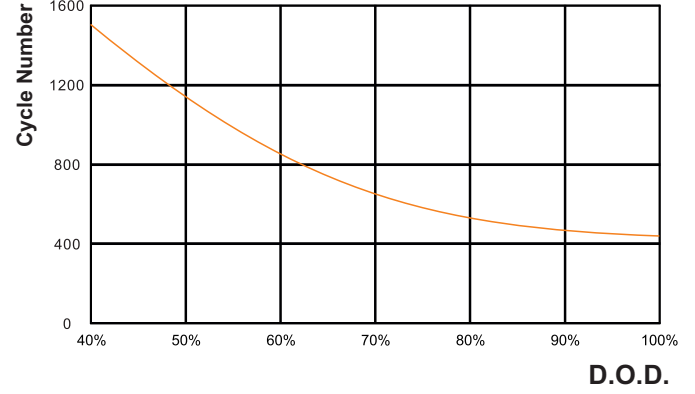
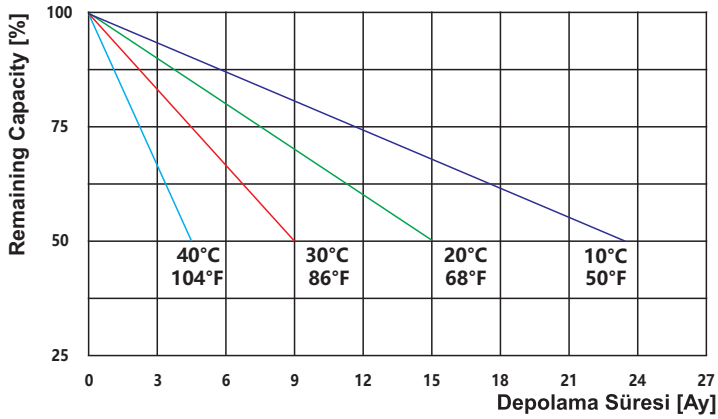
E-Wheel Chairs


- ✘ Special optimized paste for Deep Cycle applications.
- ✘ Ca - Sn grid alloy [Low Corrosion]
- ✘ Extra Reinforced Box
- ✘ Fully Maintenance Free - Fully Closed - Sealed Battery
- ✘ Safe Product with Special Pressure Controlled Plugs [VRLA]
- ✘ Active Ingredient Optimized for Deep Cycle Applications, 15% Additional Capacity



Battery Code	YGE6-215	C20 [Ah, 25°C] [10.75A - 5.25V]	215.0A				
Stock Code	27152001E	C10 [Ah, 25°C] [20.45A - 5.40V]	204.5A				
Length [mm]	265	C5 [Ah, 25°C] [35.0A - 5.10V]	175.0A				
Width [mm]	181	C3 [Ah, 25°C] [55.53A - 5.10V]	166.6A				
Height [mm]	253	C1 [Ah, 25°C] [140.0A - 4.80V]	140.0A				
Total Height [mm]	276	Operating Temperature	<table border="1"> <tr> <td>During Use</td> <td>Optimum</td> </tr> <tr> <td>-20°C ~ +55°C</td> <td>25 ±2 °C</td> </tr> </table>	During Use	Optimum	-20°C ~ +55°C	25 ±2 °C
During Use	Optimum						
-20°C ~ +55°C	25 ±2 °C						
Tolerance	<table border="1"> <tr> <td><100 mm = ± 2mm</td> <td></td> </tr> <tr> <td>>100 mm = ± 3mm</td> <td></td> </tr> </table>	<100 mm = ± 2mm		>100 mm = ± 3mm		Self Discharge [25°C]	2% / Month
<100 mm = ± 2mm							
>100 mm = ± 3mm							
Weight [Kg ±%3]	35.3	Charge Limit - Cycle Use	7.35 VDC				
Current Limit	0.1≤C ₂₀ A	Charge Limit - Float Use	6,75 VDC				



Discharge Characteristics [25°C]**D.O.D. - Cycle Life Relationship [25°C]****Time - Self Discharge Relationship****Temperature - Capacity Relationship [25°C]**